




NATIONAL CATHOLIC
REGISTER

GRAPHIC STANDARDS MANUAL

The following graphic system for the flag of the National Catholic Register is a structure for communicating and presenting our brand logically, clearly and with distinction. These standards should be used as a guide for print and electronic presentations of our signature. The focus of the Register's graphic identity is its flag.

The Register flag (right) is comprised of hand drawn letter-forms loosely based on Poynter Gothic Display Roman and our papal emblem which was created from the base elements of the Vatican emblem. The Register emblem consists of the tiara, infulae, keys and rays



The Register Flag is designed specifically for usage that is over 5.5" inches wide.

A smaller version of the original flag (right) has been designed for usage at 4 to 1-3/4 inches wide



⚠ Adjustments have been made to the logo art for reproduction at smaller sizes; therefore, it is important to always use the appropriate size required. See flags page x.



The Papal Emblem

The tiara and crossed keys are the adopted symbol of affinity with Rome. Heraldically, the tiara's triple crown represents the authority of the popes. Like a Bishop's mitre, the tiara has two infulae (ribbons) hanging from the back. This tiara was presented to Paul VI by the people of Milan, his former archdiocese, and is on display at the Basilica of the National Shrine of the Immaculate Conception in Washington, D.C. The two keys represent the "Keys of the Kingdom" given to Peter by Christ. The National Catholic Register added rays that represent light, hope, and truth. This addition was made in order to help visually communicate the Register's mission and approach to journalism.

R

The Flag Type

Hand-drawn by typographer Gerard Huerta, the flag typography was designed to provide the Register with a distinctively classic identity. The type design is based on the previous version of the Register flag created in 1996. The flag type should always print as 100% black.



5pt Rule

The Rose Rule

This 5point rule can and should be used as a design element when applicable. The rule is used to ground the flag on the front page and can be used as a secondary page element in the design of promotional materials. The rule is not a part of the flag and should not be placed within the flag's "clear zone."

Flag Placement
Front Page



Color

The Flag (including the papal emblem and logotype) should only be printed in 100% Black



REVERSE FLAG

The flag can be reversed out of any solid color, screen of color, illustration or photographic background that is dark enough to provide sufficient contrast for clarity and legibility.



OVERPRINTING

When overprinting the flag on a solid color paper stock, the background color will come through the open (usually white) areas. This method of printing is acceptable only when printing on a paper stock that is light enough to provide sufficient contrast for clarity and legibility.



REGISTER COLOR PALATE

CMYK

Rose




5/100/100/30

Gold




0/15/40/0

Slate




11/6/12/0

Sand



4/6/15/5

Ice



7/2/1/5

CLEAR ZONE

The integrity of the flag demands that no words or images crowd, overlap or merge with it. All words and images used in proximity to the flag should be placed no closer than the height of "National Catholic."



INCORRECT



Manipulation of or enlarging of individual Flag elements

INCORRECT



Scaling or skewing the width or height

INCORRECT



Enclosure and framing: The seal and signature should not be encumbered or contained by any other visual elements.

INCORRECT



Distracting background: The flag should never be placed on backgrounds that distract or overpower.

INCORRECT



Rotating to any degree

INCORRECT



Framing with boxes

INCORRECT



Improper color: The Flag should never be reproduced in any colors other than the official approved colors.

INCORRECT



Overlaying graphic elements



Maximum reproduction size 4" wide



Minimum reproduction size 1-3/4" wide

National Catholic Register Flag

Size: Do not reduce any of the camera-ready art on this page smaller than 3/4" wide or larger than 4" wide. Do not reproduce from anything other than original art. Adjustments have been made to the logo art for reproduction at smaller sizes; therefore, it is important to always use the appropriate size required.

Questions: Please contact the Graphics department at Circle Media Inc. about downloadable formats and usage questions.

Telephone: (203) 230-3820

Email: jhilliman@circlemedia.com



Maximum reproduction size 4" wide



Minimum reproduction size 3/4" wide

**National Catholic Register
Reverse flag**

NCREGISTER.COM

Maximum reproduction size 4" wide

NCREGISTER.COM

Minimum reproduction size 1-1/2" wide

National Catholic Register Online Edition logo

Size: Do not reduce any of the camera-ready art on this page smaller than 1-1/2" wide. Do not reproduce from anything other than original art.

Questions: Please contact the Graphics department at Circle Media Inc. about downloadable formats and usage questions.

Telephone: (203) 230-3820

Email: jhilliman@circlemedia.com

National Catholic Register Online Edition logo

NCREGISTER.COM

Maximum reproduction size 4" wide

NCREGISTER.COM

Minimum reproduction size 1-1/2" wide